

The Cottingham Airconditioning Three Swans Road Rally June 17/18 2000

Handout 1 To be issued at Signing On

Do not forget ALL Neutral Sections are automatically QUIET sections, i.e. no spot lights and drive as quietly as you can.

BLACK SQUARES

80 49 81 49 89 32 89 42 89 43 96 30
94 49 E1/2

The following are a list of control locations and the direction of approach

MTC 1	855 ¼ 428	Coastways Filling Station
Petrol	NNW 926 ½ 302 ½	
MTC 2	NNW 835 288	Hand in Time Card 2

There is no specific route to MTC 1. Please treat your chosen route as a Neutral Section. You will be released from the Clubhouse with plenty of time to fill up at Coastways Filling Station. Please park as directed.

Give Way Junctions. (K14.2.1) Competitors must Stop before entering any road protected by a Stop or Give-Way sign, or before joining a road of higher priority on all Standard and Regularity Sections. Failure to comply will be penalised in accordance with K18(q) Exclusion from Results. Give-Way signs in Quiet zones (Neutral Sections) may be negotiated in accordance with the Highway Code.

Standard Sections (STC). You are only penalised for losing time on these sections. You are not penalised for arriving early and you can make up time subject to strict guidelines (see TIME MAKE UP).

Neutral Sections (NTC). Neutral sections are non-competitive i.e. QUIET SECTIONS, you cannot make up time on these sections no matter how late you are. You must grin and bear it - the penalties are severe at one fail.

Regularity Sections (IRTCS, RTC). Regularity sections will contain secret intermediate time control (IRTCS) timed to the second and an end control (RTC) timed to the minute. Stopping in sight of either control will incur a ten minute penalty. The Regularity section should be treated as two section from NTC to IRTCS and from IRTCS to RTC.

Transport Sections (TTC). Transport sections are non-competitive, however you may make up time subject to strict guidelines (see TIME MAKE UP).

Time make up and the Three Quarter Time Rule. Make the most of any designated time make-up sections or any STANDARD sections that are easily cleanable. If such a section is 4 miles or less you can take as early a time as possible. If it is more than 4 miles then you can only make up a quarter of the total time allowed e.g. if it is 6 miles long and the time allowed is 12 minutes then you can take 9 minutes without penalty. THE ABOVE ONLY APPLIES OF COURSE IF YOU ARE RUNNING LATE IN THE FIRST PLACE. You will be penalised if you make up time and book in before your schedule time. (See K17.7)

Outside Total Lateness. (OTL). Always watch OTL. If you are more that 30 minutes late at any Time Control then you will be penalised by 1 Fail and be treated as if you had not visited that control. So if you do reach OTL don't keep plodding on - instead miss out a section and get yourself back within 30 minutes lateness. **Please note K17.6.1.b.** You can work out your OTL time as any control by adding your start number plus 31 to the Car 0 Due Time.

Control Boards

- Selby Motor Club on Orange background - a manned time control
- Black 'C' on white board - a manned un-timed control
- Up to seven black letters/numbers on white board - Route Check board, record the letters/numbers on your time card
- Black 'Q' on white board - Start of QUIET section
- Black 'Q' or 'OK' on white board - end of Quiet section
- Black 'NO' on white board - Do NOT pass, entry of black spot

Useful abbreviations

- PC - Route Check control Board
- SGW - Stop and Give Way
- SC - Secret Check
- NAM - Not as map
- DSO - Driving Standards Observers
- RI - Route Instructions
- CRO - [RI use] Coloured Roads Only
- AR - [RI use] All Roads
- TL, TR - Turn Left, Turn Right
- ML, MR - Miss a Left, Miss a Right
- GT - Grass Triangle

The Cottingham Airconditioning Three Swans Road Rally June 17/18 2000

Handout 2 To be issued at MTC1 Neutral Section CRO

ABSOLUTE QUIET UNTIL NTC 2 at WSW 827.5 461.5

CARE JOINING A1079 (T) then
via SE 819.5 458 NE QUIET HAYTON

The Cottingham Airconditioning Three Swans Road Rally June 17/18 2000

Handout 3 To be issued at NTC2 Standard Section AR

Proceed to STC 3 using the Herringbone



SGW at J1

PC between J5 & 6, J7 & 8

NTC8 – 730 582.25

RTC11 – 785.25 608.75 Hand in Time Card 1

TTC18 – NNW 940.5 490

The Cottingham Airconditioning Three Swans Road Rally June 17/18 2000

Handout 4 To be issued at STC3 Standard Section AR

Of the following three routes two are identical BUT INCORRECT, the third route is therefore the correct one to follow to STC4

ROUTE 1

49 83 50 51 83 83 93 82 82 52 146 83 53 53 84 53 88 54 85 116 86

ROUTE 2

YBB BBY YYW YWY YWYW YYWY YYY YWY YYY YYY YYY YWY YYY YYY

ROUTE 3

SGW at J7, J9, J12

PC's between J3 & 4, J6 & 7

STC6 - 793.25 547

The Cottingham Airconditioning Three Swans Road Rally June 17/18 2000

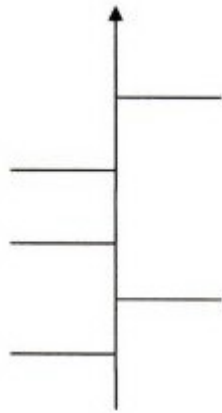
Handout 5 To be issued at STC4 Standard Section AR

Proceed to STC5 using

NE1067800051175

SGW at J1
PC's between J3 & 4

Proceed to STC6 using the herringbones



ODD JUNCTIONS



EVEN JUNCTIONS

SGW at J1

PC's between J8 & 9 and GTJ at J10

The Cottingham Airconditioning Three Swans Road Rally June 17/18 2000

Handout 7 To be issued at STC6 Standard Section AR

Proceed to STC 8 using the following in ascending numerical order

The Cottingham Airconditioning Three Swans Road Rally June 17/18 2000

Handout 8 To be issued at STC7 Neutral Section CRO

ABSOLUTE QUIET UNTIL NTC 8 at SSE 730 582

via SSE 762.75 563.5 WSW
via 735.25 566 N

CARE JOINING A166
ABSOLUTE QUIET BUTTERCRAMBE

The Cottingham Airconditioning Three Swans Road Rally June 17/18 2000

Handout 9 To be issued at NTC8 Standard Section CRO

Proceed to STC 9 avoiding the following map references. Assume the blockage is the full width of the road.

720 573	703 618	704 599
719 630	710 605	709.5 639.5
696 619.5	716 606	707.5 633
727 643	725 613	

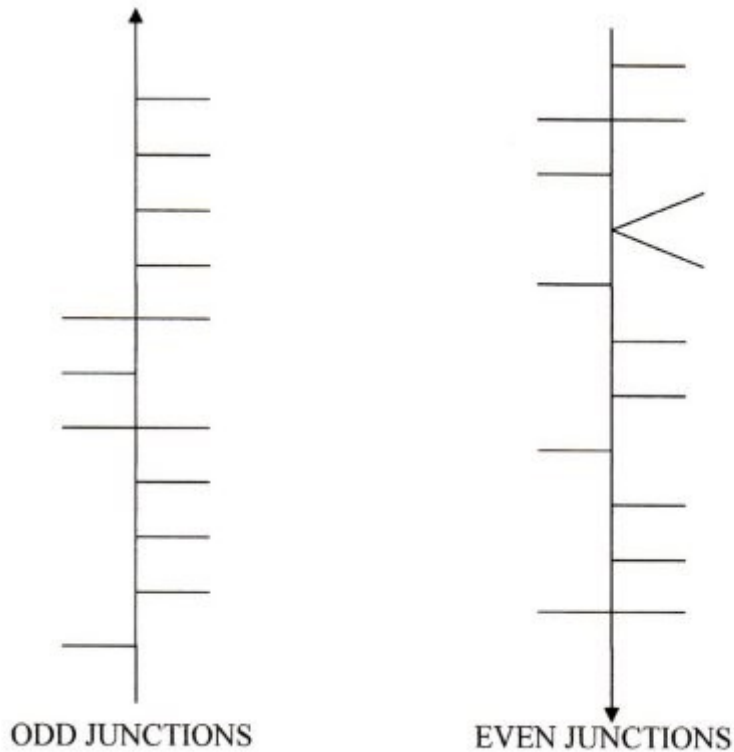
SGW at J2

PC's at J1 using GTD, between J2 & 3 and J3 & 4

The Cottingham Airconditioning Three Swans Road Rally June 17/18 2000

Handout 10 To be issued at STC9 Regularity Section AR

The following navigation will take you to RTC 11 , IRTCS 10 will be found on the correct route.
You will be required to present your time cards at this intermediate time control.



SGW at J1, J7 and J18

IRTCS 10 is 4 miles after NTC 9

Average speed between IRTCS 10 and RTC 11 is 30 mph

PC – at J4 using GTB, J6 using GTG, between J7 & 8, J15 & 16, J18 & 19

If

R	S	T	U	V	W	X	Y	Z	A
1	2	3	4	5	6	7	8	9	0

then

IRTCS 10	XUX	WAT.XV
RTC 11	XYV	WAZ

The Cottingham Airconditioning Three Swans Road Rally June 17/18 2000

Handout 11 To be issued at RTC11 Standard Section CRO

Proceed to STC12 using

61 79 GTC 62 SGW 229 80 62 PC PC 237 61 80

STC15 – 827.75 524

The Cottingham Airconditioning Three Swans Road Rally June 17/18 2000

Handout 12 To be issued at STC12 Standard Section AR

Proceed to STC13 using

WSW1068207559500

The Cottingham Airconditioning Three Swans Road Rally June 17/18 2000

Handout 13 To be issued at STC13 Standard Section AR

Proceed to STC14 using

223 -6 -158 +0 +24 -23 +24 -24 +137 -112 -26 -1

SGW at J1

PC – at 5, between J8 & 9

The Cottingham Airconditioning Three Swans Road Rally June 17/18 2000

Handout 14 To be issued at STC14 Standard Section AR

Proceed to STC15 using

901641712622332702112

SGW at J1 and J4

PC – between J1 & 2, at J3, J5, J6 and between J9 and 10

Proceed to STC16 using

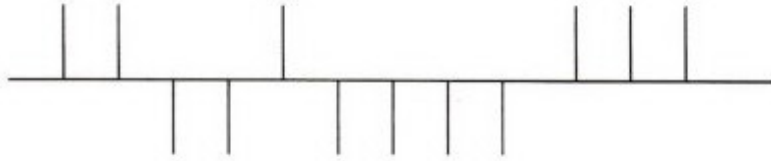
F	O	N	E	H	U	N	P
E	Y	S	I	X	S	D	R
R	T	U	R	E	I	R	O
P	H	O	T	I	X	E	C
A	G	F	H	G	F	D	E
M	I	Y	T	F	I	A	E
T	E	X	I	S	D	N	D
A	6	1	C	T	S	O	T

SGW at J1
PC's before J1

The Cottingham Airconditioning Three Swans Road Rally June 17/18 2000

Handout 16 To be issued at STC16 Standard Section AR

Proceed to STC17 using



SGW at J1

PC's at 189, between J4 and 5, 175, 164, 152, J12 using GTA

The Cottingham Airconditioning Three Swans Road Rally June 17/18 2000

Handout 17 To be issued at STC17 Standard Section AR

Proceed to TTC 18 at NNW 940.5 484

via NW 896.5 475 ENE SGW Care Joining A164

The time allowed for this section is 21 minutes. If you require, you may make up a maximum of 5 minutes. This section is subject to 17.7 (the three quarter rule) so you will be penalised for booking in early.

The Cottingham Airconditioning Three Swans Road Rally June 17/18 2000

Handout 18 To be issued at TTC18 Standard Section CRO

Proceed to STC 19 avoiding the following map references. Assume the blockage is the full width of the road.

971 464.5	955.5 446.5	942 467.25
956.25 453.5	968.75 445.25	948 478.75
928 427.25	958.5 452.5	915 452.5
934.75 443.25	976.5 454.25	910 463
914 433.5	963.5 448	976 439
	976.5 434.5	948 416

PC's AT FIRST JUNCTION (GTH), 2ND JUNCTION (GTE), JUNCTION 11 (GTK), JUNCTION 10 AND BETWEEN JUNCTIONS 4 & 5, 7 & 8, AND TWO BETWEEN JUNCTIONS 13 & 14 AND 18 & 20.

The Cottingham Airconditioning Three Swans Road Rally June 17/18 2000

Handout 19 To be issued at STC19 Regularity Section AR

The following navigation will take you to RTC 21 , IRTCS 20 will be found on the correct route.
You will be required to present your time cards at this intermediate time control.

Pass within 100m of Long $0^{\circ} 35' W$ Lat $53^{\circ} 50' N$ and a Triangulation point at 105m

Then proceed to RTC21 via

NE1069425035550

SGW at J1 & J6

IRTCS 20 is 3 miles after STC 19

Average speed between IRTCS 20 and RTC 21 is 30 mph

PC'S BETWEEN JUNCTIONS 1 & 2, 2 & 3, 13 & 14, 14 & 15, 16 & 17 AND AT JUNCTIONS 8, 10 AND 13.

R	S	T	U	V	W	X	Y	Z	A
1	2	3	4	5	6	7	8	9	0

then

IRTCS 20 ZSS.XV TXU.SV

The Cottingham Airconditioning Three Swans Road Rally June 17/18 2000

Handout 20 To be issued at RTC21 Neutral Section CRO

Proceed to MTC 2 at NNW 835 ¼ 288
via ENE 915 339.75 SGW Care Joining A1034
via 926.5 302.5 PETROL
via S 926.75 303 Care joining A63 (T)
Petrol at 881311.5
via ENE 871.25 311.75 WSW
via N 837 293 WSW

**ABSOLUTE QUIET UNTIL MTC 2 AT NNW835288 HAND IN TIME CARD TWO AND
COMPLETE DAMAGE DECLARATION**